

# COVID-19 Mortality Summary

## Report Date: January 26, 2021

Note: This data is updated weekly



The Department of Health uses the following criteria to define COVID-19 cases for public health surveillance (CSTE Case Definition): <https://www.cdc.gov/nndss/conditions/coronavirus-disease-2019-covid-19/case-definition/2020/>  
 For more information on how the Department of Health counts deaths associated with COVID-19, click here: <https://youtu.be/BiktONJf3tY>

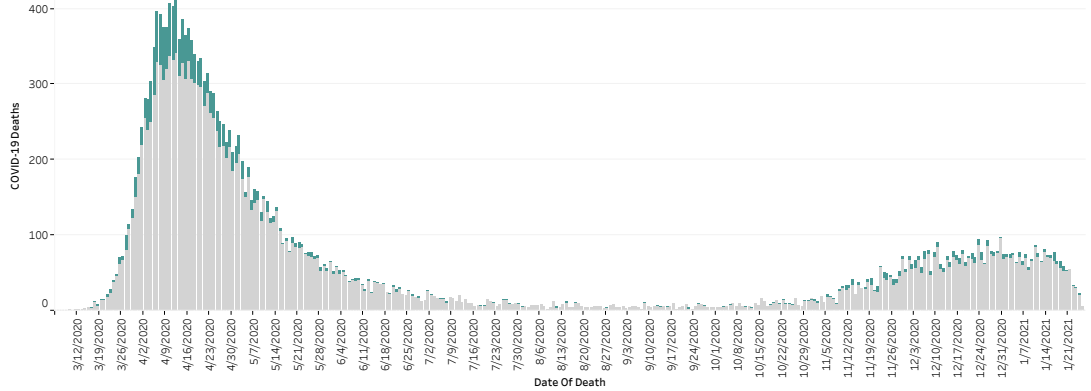
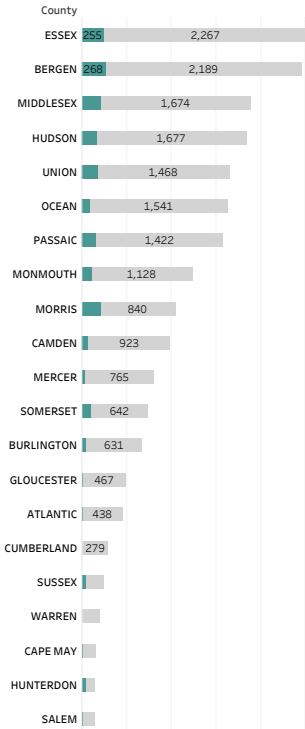
Confirmed COVID-19 Deaths	Probable COVID-19 Deaths	Total COVID-19 Associated Deaths
<b>19,091</b>	<b>2,129</b>	<b>21,220</b>

■ Probable COVID-19 Deaths  
■ Confirmed COVID-19 Deaths

Note: When interacting with the data, if the county count is < 5, this data will be suppressed and will not show up on the county bar chart.

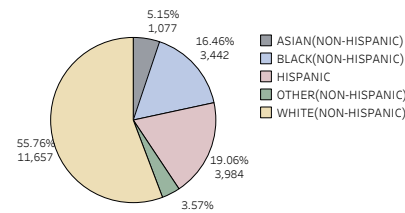
### COVID-19 Deaths in New Jersey by Date of Death

#### COVID-19 Deaths by County

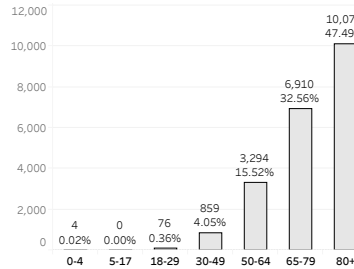


NOTE: Use the CTRL key to select individual dates. To select ranges of dates, click and drag across the dates of interest. To un-do interaction, select the REVERT button in the bottom left corner of the screen.

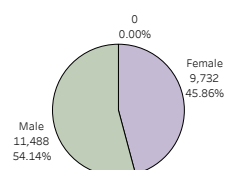
#### COVID-19 Deaths by Race/Ethnicity



#### COVID-19 Deaths by Age Group



#### COVID-19 Deaths by Gender



Note: Graphs include cases with known demographic data.

For age-adjusted laboratory confirmed case and mortality rates by race/ethnicity, visit: [https://www.nj.gov/health/cd/documents/topics/NCOV/COVID-Age\\_Adjusted\\_Race\\_Ethnicity.pdf](https://www.nj.gov/health/cd/documents/topics/NCOV/COVID-Age_Adjusted_Race_Ethnicity.pdf)